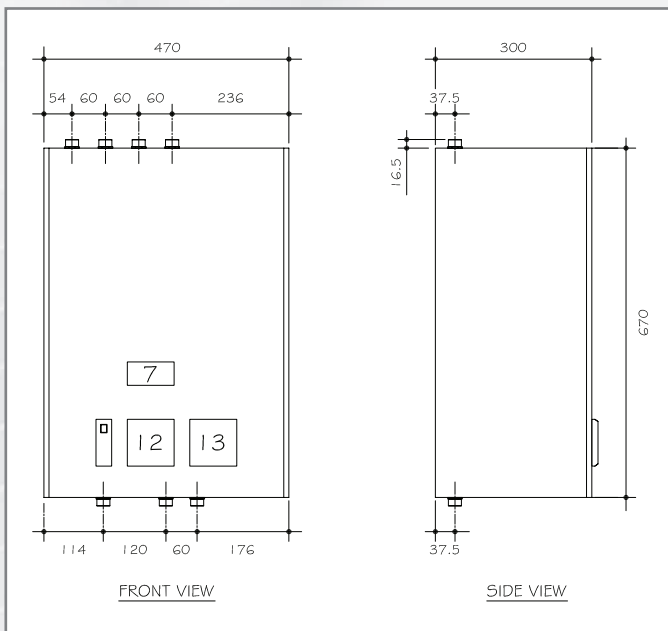
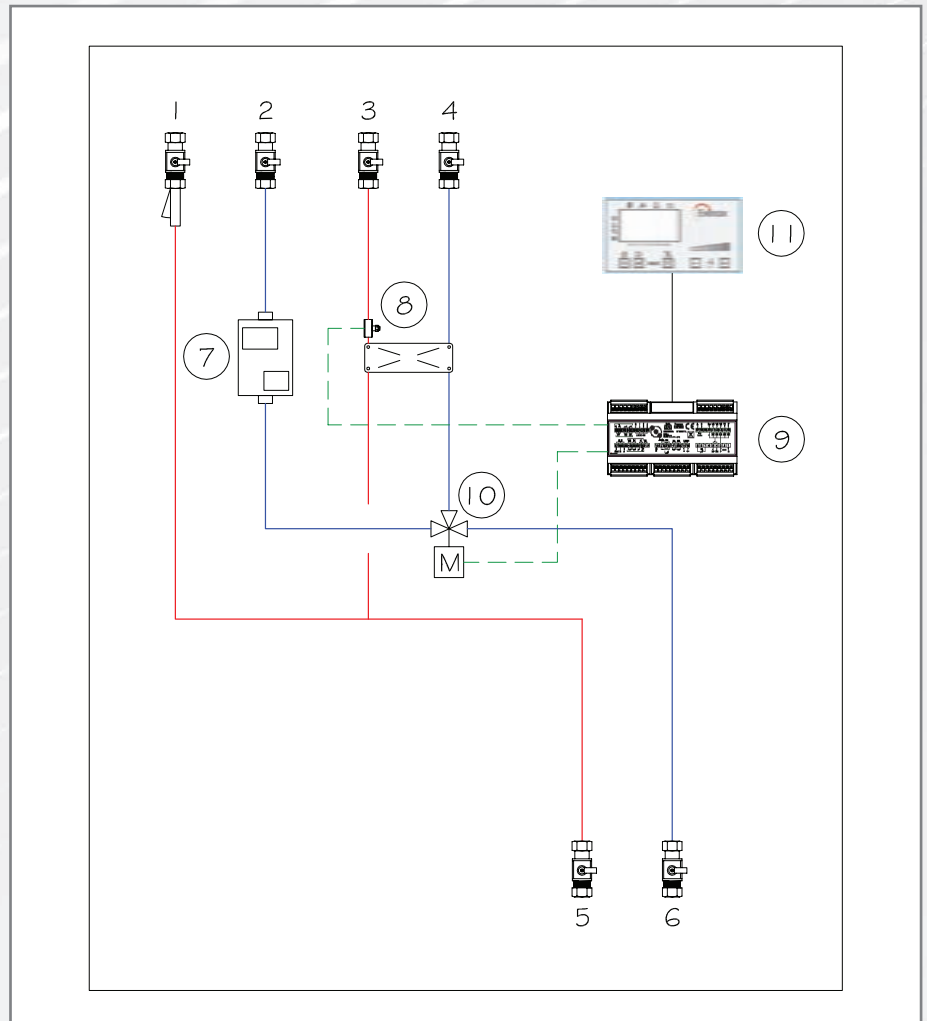



ModuSat SP DH - For DHW With Direct Heating 40, 50 & 60kW PHE

This model has direct heating and instantaneous hot water. A diverter valve diverts the energy to the hot water PHE when there is a hot water demand. UA10 controller supplied. Other sizes are available upon request.



Components

- 1 Primary flow
- 2 Primary return
- 3 DHW outlet circuit
- 4 DHW inlet circuit
- 5 Apartment circuit supply
- 6 Apartment circuit return
- 7 Heat meter
- 8 Plate heat exchanger (Insulated)
- 9 MM control unit
- 10 DHW control valve
- 11 Ambient unit (Room Controller for Plus model, Room Stat for Standard model)
- 12 Card reader (Optional)
- 13 GSM mini master (Optional)

*This model is supplied with internal Valves

ModuSat SP DH - Technical Details

DHW Performances

	SP DH 40-10	SP DH 50-10	SP DH 60-10
	40-10 ModuSat Single Plate	50-10 ModuSat Single Plate	60-10 ModuSat Single Plate
Primary flow l/h	1000	1000	1000
Primary in/out °C	85/37	85/33	85/25
DHW flow l/h	1050	1140	1320
Power kW	55	59	69
DHW in/out	10/55	10/55	10/55
Primary flow l/h	1200	1200	1200
Primary in/out °C	85/38	85/34	85/27
DHW flow l/h	1230	1370	1540
Power kW	65	71	80
DHW in/out	10/55	10/55	10/55
Primary flow l/h	1000	1000	1000
Primary in/out °C	70/36	70/34	70/27
DHW flow l/h	840	920	920
Power kW	39	42	48
DHW in/out	10/50	10/50	10/55
Primary flow l/h	1200	1200	1200
Primary in/out °C	70/37	70/35	70/29
DHW flow l/h	960	1040	1060
Power kW	44	48	55
DHW in/out	10/50	10/50	10/55